



2013

**Round 3 : Queensland Raceway : June 14 - 16****SUPERBIKE
Qualifying 1**

Date: 15/06/13
 Event: Q05
 Weather: Partly cloudy - Temp: 18.1C
 Track: Dry - Temp: 24.8C

Started at: 10:40:20
 Laps: 30 Min
 Starters: 16
 Printed at: 11:14

PROVISIONAL CLASSIFICATION

Pos	No	Gr	Name	Class	Machine	Fastest Lap	On Lap	Behind Prev	Behind Leader
1	14	A	Glenn ALLERTON (NSW) / NextGen Motorsports / Dynotech / Maxima / BMW		BMW HP4	1:08.689	4 of 4		
2	34	A	Josh HOOK (NSW) / Team Honda Racing / Motologic / Vantage		Honda CBR RR	1:09.201	19 of 19	.512	.512
3	6	A	Robert BUGDEN (QLD) / Team Volvo Group Suzuki		Suzuki GSX-R	1:09.315	7 of 21	.114	.626
4	47	A	Wayne MAXWELL (VIC) / Team Suzuki		Suzuki GSX-R	1:09.360	15 of 22	.045	.671
5	27	A	Jamie STAUFFER (NSW) / Team Honda Racing / Motologic / Vantage		Honda CBR RR	1:09.720	12 of 12	.360	1.031
6	38	A	Linden MAGEE (QLD) / NextGen Motorsports / Dynotech / Maxima / BMW	P	BMW S RR	1:09.815	5 of 9	.095	1.126
7	24	A	Chas HERN (VIC) / CM Racing / Pope Building Services / High Octane M-cycles	P	Suzuki GSX-R	1:09.936	12 of 17	.121	1.247
8	86	A	Beau BEATON (NSW) / Racers Edge Perform. / Suzuki Aust. / PTR / Verngraham	P	Suzuki GSX-R	1:10.449	20 of 21	.513	1.760
9	26	A	Sean CONDON (NSW) / Bikebiz Ipone Swann Insurance Racing	P	Kawasaki ZX10R	1:10.781	8 of 19	.332	2.092
10	68	A	Glenn SCOTT (NSW) / Team Insure My Ride Racing / Myotrade	P	Honda CBR RR	1:10.857	14 of 20	.076	2.168
11	18	A	Ben HENRY (QLD) / Cube Racing / Australian Outdoor Living / Underground Designs	P	Suzuki GSX-R	1:10.904	7 of 15	.047	2.215
12	51	A	Sloan FROST (NZ)	P	BMW S RR	1:11.374	12 of 16	.470	2.685
13	77	A	Adam SENIOR (WA) / City Toyota / Silkolene / Radmix / Boreclean / Fine Riders	P	Honda CBR RR	1:11.384	12 of 18	.010	2.695
14	19	A	Phil LOVETT (NSW) / Cessnock KTM / Lovett's Earthmoving / Central Coast Harley	P	Kawasaki ZX10R	1:11.397	10 of 19	.013	2.708
15	35	A	Brayden CARR (NSW)	P	Kawasaki ZX10R	1:11.716	4 of 7	.319	3.027
16	96	A	Chris McMILLAN (QLD)	P	Yamaha YZF-R1	1:16.891	7 of 18	5.175	8.202

Current qualifying record for SBK class - 1:08.183 by Glenn ALLERTON (NSW) on a BMW HP4 set on 14/06/13

*** ALL RIDERS QUALIFY / TOP 13 RIDERS PROGRESS TO SUPERPOLE ***

The results are provisional until the end of the time limit for protests and appeals.


Chief Time Keeper - Scott Laing

Clerk of Course - Tom Williams



Computime Race Timing Systems Pty Ltd © 1996
 Licensed to Computime Race Timing Systems
www.computime.com.au

COMPUTIME RACE TIMING SYSTEMS PTY LTD
 9 Timber Lane, Glen Waverley, Vic 3150. Ph : 0418 17 13 17
 E-mail : scott@computime.com.au





2013



Round 3 : Queensland Raceway : June 14 - 16

SUPERBIKE Qualifying 1

Date: 15/06/13
 Event: Q05
 Weather: Partly cloudy - Temp: 18.1C
 Track: Dry - Temp: 24.8C

Started at: 10:40:20
 Laps: 30 Min
 Starters: 16
 Printed at: 11:14

PROVISIONAL LAP TIMES

No	Name	Lap 1	Lap 2	Lap 3	Lap 4	Lap 5	Lap 6	Lap 7	Lap 8	Lap 9	Lap 10
6	Robert BUGDEN (QLD)	1:28.847	1:17.281	1:14.714	1:09.866	1:09.871	1:14.245	1:09.315	1:09.629	1:09.479	3:50.165
10		1:25.666	1:09.466	1:09.370	2:30.630	1:25.496	1:09.970	1:09.793	1:11.716	2:18.238	1:24.557
20		1:10.398									
14	Glenn ALLERTON (NSW)	1:32.268	1:09.555	1:09.055	1:08.689						
18	Ben HENRY (QLD)	1:30.747	1:12.783	1:27.873	1:11.807	1:11.199	1:10.934	1:10.904	5:44.473	1:24.349	1:25.672
10		2:44.199	1:24.157	1:11.402	1:11.142	2:58.934					
19	Phil LOVETT (NSW)	1:33.074	1:13.848	1:13.218	1:12.694	1:12.651	1:12.221	1:11.964	1:11.957	1:11.957	1:11.397
10		4:13.878	1:30.454	1:12.080	1:11.608	1:11.787	1:12.125	1:11.640	1:11.937	1:12.117	
24	Chas HERN (VIC)	1:27.655	1:11.852	1:10.661	1:11.333	1:10.491	1:10.331	1:13.629	6:06.726	1:33.459	1:11.785
10		1:10.642	1:09.936	4:40.382	1:25.106	1:11.176	1:13.165	1:10.728			
26	Sean CONDON (NSW)	1:31.861	1:13.084	1:11.630	1:11.404	1:11.352	1:10.997	1:11.217	1:10.781	1:11.270	1:11.044
10		3:21.572	1:28.444	1:11.579	1:10.843	1:11.229	1:11.657	1:11.161	1:11.473	1:11.576	
27	Jamie STAUFFER (NSW)	1:29.620	1:11.556	1:10.467	9:30.553	1:25.604	1:10.096	1:09.886	1:09.736	2:58.766	1:28.710
10		1:09.992	1:09.720								
34	Josh HOOK (NSW)	1:27.417	1:11.921	1:10.271	1:10.049	1:20.992	1:10.853	1:09.584	2:53.854	1:22.368	1:26.691
10		4:35.160	1:41.453	1:23.516	1:09.870	1:23.939	1:10.301	2:12.801	1:23.385	1:09.201	
35	Brayden CARR (NSW)	1:37.186	1:14.593	1:12.869	1:11.716	1:11.738	1:17.889	1:12.012			
38	Linden MAGEE (QLD)	1:27.045	1:10.797	1:10.280	1:09.883	1:09.815	1:10.438	1:22.085	1:10.304	1:10.184	
47	Wayne MAXWELL (VIC)	1:32.162	1:13.736	1:10.517	1:31.337	1:10.572	1:09.524	1:10.231	1:09.639	1:09.570	3:17.022
10		1:23.972	1:09.692	1:09.528	1:09.672	1:09.360	2:50.485	1:31.011	1:10.316	1:09.663	1:09.791
20		1:09.909	1:09.893								
51	Sloan FROST (NZ)	1:31.087	1:14.094	1:12.029	1:12.687	1:12.373	1:12.197	1:12.280	3:14.483	1:24.666	1:11.483
10		1:25.308	1:11.374	1:12.091	2:40.917	1:25.149	1:11.605				
68	Glenn SCOTT (NSW)	1:29.647	1:13.623	1:12.640	1:12.379	1:11.558	1:11.485	1:11.308	1:11.285	3:58.622	1:35.615
10		1:13.822	1:11.797	1:11.509	1:10.857	1:11.697	1:11.313	1:11.233	1:11.198	2:38.976	1:19.614
77	Adam SENIOR (WA)	1:27.323	1:12.492	2:28.570	1:28.609	1:11.626	1:11.876	1:11.724	1:11.590	2:56.986	1:26.378
10		1:11.683	1:11.384	1:11.677	1:11.661	4:17.996	1:36.947	1:12.259	1:12.179		
86	Beau BEATON (NSW)	1:28.365	1:11.258	1:10.702	1:10.834	1:10.966	1:10.990	3:05.810	1:29.423	1:10.719	1:10.734
10		1:10.478	2:25.929	1:32.242	1:11.140	1:10.781	1:10.830	2:58.689	1:27.999	1:10.617	1:10.449
20		1:10.696									
96	Chris McMILLAN (QLD)	1:31.073	1:18.215	1:19.058	2:28.430	1:29.081	1:17.343	1:16.891	1:18.264	1:17.048	1:17.843
10		2:35.043	1:32.678	1:17.905	1:18.156	1:17.386	1:17.725	1:18.007	1:18.792		

*** ALL RIDERS QUALIFY / TOP 13 RIDERS PROGRESS TO SUPERPOLE ***

The results are provisional until the end of the time limit for protests and appeals.

Scott Laing

Chief Time Keeper - Scott Laing


Tom Williams

Clerk of Course - Tom Williams



Computime Race Timing Systems Pty Ltd © 1996
 Licensed to Computime Race Timing Systems
www.computime.com.au

COMPUTIME RACE TIMING SYSTEMS PTY LTD
 9 Timber Lane, Glen Waverley, Vic 3150. Ph : 0418 17 13 17
 E-mail : scott@computime.com.au





2013



Round 3 : Queensland Raceway : June 14 - 16

SUPERBIKE Qualifying 1

Date: 15/06/13
Event: Q05
Weather: Partly cloudy - Temp: 18.1C
Track: Dry - Temp: 24.8C

Started at: 10:40:20
Laps: 30 Min
Starters: 16
Printed at: 11:14

PROVISIONAL SPLIT TIMES

Lap	Split 1	Split 2	Split 3	Lap Time	Lap	Split 1	Split 2	Split 3	Lap Time
6 Robert BUGDEN (QLD) (3rd)					35 Brayden CARR (NSW) (15th)				
1	37.369	33.214	18.264	1:28.847	1	40.394	39.683	17.109	1:37.186
2	26.727	34.227	16.327	1:17.281	2	24.666	33.247	16.680	1:14.593
3	24.403	34.088	16.223	1:14.714	3	24.379	31.808	16.682	1:12.869
4	23.162	30.783	15.921	1:09.866	4	<u>23.883</u>	<u>31.320</u>	16.513	<u>1:11.716</u>
5	23.067	30.789	16.015	1:09.871	5	23.959	31.587	<u>16.192</u>	1:11.738
6	26.026	32.267	15.952	1:14.245	6	24.030	37.290	16.569	1:17.889
7	<u>22.942</u>	30.366	16.007	<u>1:09.315</u>	7	23.944	31.627	16.441	1:12.012
8	23.002	30.692	15.935	1:09.629	38 Linden MAGEE (QLD) (6th)				
9	23.077	30.491	15.911	1:09.479	1	37.140	33.398	16.507	1:27.045
10	25.439	34.419	2:50.307	3:50.165	2	23.667	30.992	16.138	1:10.797
11	38.481	31.145	16.040	1:25.666	3	23.567	30.549	16.164	1:10.280
12	22.983	30.585	<u>15.898</u>	1:09.466	4	<u>23.242</u>	30.490	16.151	1:09.883
13	23.015	<u>30.355</u>	16.000	1:09.370	5	23.379	<u>30.419</u>	16.017	<u>1:09.815</u>
14	23.299	33.716	1:33.615	2:30.630	6	25.372	33.799	10:10.267	11:09.438
15	36.705	32.385	16.406	1:25.496	7	34.589	31.300	16.196	1:22.085
16	23.248	30.690	16.032	1:09.970	8	23.516	30.647	16.141	1:10.304
17	23.036	30.756	16.001	1:09.793	9	23.405	30.806	<u>15.973</u>	1:10.184
18	24.742	30.984	15.990	1:11.716	47 Wayne MAXWELL (VIC) (4th)				
19	23.765	32.076	1:22.397	2:18.238	1	38.701	35.745	17.716	1:32.162
20	36.524	31.812	16.221	1:24.557	2	24.599	32.900	16.237	1:13.736
21	23.350	30.987	16.061	1:10.398	3	23.486	30.955	16.076	1:10.517
14 Glenn ALLERTON (NSW) (1st)					4	23.166	51.192	16.979	1:31.337
1	36.651	39.465	16.152	1:32.268	5	23.578	30.954	16.040	1:10.572
2	23.282	30.345	15.928	1:09.555	6	23.117	30.534	15.873	1:09.524
3	22.919	30.442	15.694	1:09.055	7	23.400	30.570	16.261	1:10.231
4	<u>22.878</u>	<u>30.198</u>	<u>15.613</u>	<u>1:08.689</u>	8	23.244	30.510	15.885	1:09.639
18 Ben HENRY (QLD) (11th)					9	<u>23.080</u>	30.646	15.844	1:09.570
1	39.546	34.218	16.983	1:30.747	10	25.697	34.273	2:17.052	3:17.022
2	23.866	32.271	16.646	1:12.783	11	36.315	31.661	15.996	1:23.972
3	23.612	47.098	17.163	1:27.873	12	23.166	30.655	15.871	1:09.692
4	23.819	31.549	16.439	1:11.807	13	23.237	30.396	15.895	1:09.528
5	23.546	31.223	16.430	1:11.199	14	23.215	30.555	15.902	1:09.672
6	23.457	<u>30.954</u>	16.523	1:10.934	15	23.088	<u>30.317</u>	15.955	<u>1:09.360</u>
7	<u>23.424</u>	31.080	16.400	<u>1:10.904</u>	16	25.209	33.815	1:51.461	2:50.485
8	23.761	32.868	4:47.844	5:44.473	17	41.444	33.020	16.547	1:31.011
9	35.680	32.181	16.488	1:24.349	18	23.523	30.643	16.150	1:10.316
10	23.716	45.236	16.720	1:25.672	19	23.215	30.605	<u>15.843</u>	1:09.663
11	23.522	31.155	1:49.522	2:44.199	20	23.101	30.639	16.051	1:09.791


Chief Time Keeper - Scott Laing

Clerk of Course - Tom Williams



Computime Race Timing Systems Pty Ltd © 1996
Licensed to Computime Race Timing Systems
www.computime.com.au

COMPUTIME RACE TIMING SYSTEMS PTY LTD
9 Timber Lane, Glen Waverley, Vic 3150. Ph : 0418 17 13 17
E-mail : scott@computime.com.au





2013



Round 3 : Queensland Raceway : June 14 - 16

SUPERBIKE Qualifying 1

Date: 15/06/13
Event: Q05
Weather: Partly cloudy - Temp: 18.1C
Track: Dry - Temp: 24.8C

Started at: 10:40:20
Laps: 30 Min
Starters: 16
Printed at: 11:14

PROVISIONAL SPLIT TIMES

Lap	Split 1	Split 2	Split 3	Lap Time	Lap	Split 1	Split 2	Split 3	Lap Time
12	35.778	31.711	16.668	1:24.157	21	23.502	30.492	15.915	1:09.909
13	23.764	31.250	16.388	1:11.402	22	23.344	30.543	16.006	1:09.893
14	23.705	31.093	<u>16.344</u>	1:11.142					
15	23.551	41.829	1:53.554	2:58.934					
19 Phil LOVETT (NSW) (14th)					51 Sloan FROST (NZ) (12th)				
1	40.783	34.644	17.647	1:33.074	1	37.583	35.764	17.740	1:31.087
2	24.616	32.241	16.991	1:13.848	2	24.492	33.025	16.577	1:14.094
3	24.376	31.955	16.887	1:13.218	3	23.887	31.710	16.432	1:12.029
4	24.440	31.672	16.582	1:12.694	4	24.100	32.057	16.530	1:12.687
5	23.936	32.058	16.657	1:12.651	5	23.861	31.919	16.593	1:12.373
6	24.142	31.559	16.520	1:12.221	6	24.019	31.652	16.526	1:12.197
7	24.032	31.418	16.514	1:11.964	7	24.056	31.600	16.624	1:12.280
8	23.982	31.447	16.528	1:11.957	8	27.972	41.142	2:05.369	3:14.483
9	23.923	31.513	16.521	1:11.957	9	35.694	32.457	16.515	1:24.666
10	<u>23.818</u>	31.268	16.311	<u>1:11.397</u>	10	23.851	<u>31.222</u>	16.410	1:11.483
11	24.027	32.022	3:17.829	4:13.878	11	24.161	43.919	17.228	1:25.308
12	41.160	32.546	16.748	1:30.454	12	<u>23.673</u>	31.292	16.409	<u>1:11.374</u>
13	24.040	31.540	16.500	1:12.080	13	23.931	31.658	16.502	1:12.091
14	24.046	31.252	<u>16.310</u>	1:11.608	14	27.190	40.967	1:32.760	2:40.917
15	23.992	31.231	16.564	1:11.787	15	36.674	32.059	16.416	1:25.149
16	23.860	31.595	16.670	1:12.125	16	23.778	31.462	<u>16.365</u>	1:11.605
17	24.121	<u>31.157</u>	16.362	1:11.640	68 Glenn SCOTT (NSW) (10th)				
18	23.936	31.541	16.460	1:11.937	1	37.899	34.384	17.364	1:29.647
19	24.054	31.559	16.504	1:12.117	2	24.431	32.610	16.582	1:13.623
24 Chas HERN (VIC) (7th)					3	23.708	32.064	16.868	1:12.640
1	36.964	34.039	16.652	1:27.655	4	23.897	31.872	16.610	1:12.379
2	24.037	31.562	16.253	1:11.852	5	23.634	31.556	16.368	1:11.558
3	23.546	31.041	16.074	1:10.661	6	23.522	31.652	16.311	1:11.485
4	23.558	31.516	16.259	1:11.333	7	23.679	31.423	<u>16.206</u>	1:11.308
5	23.543	30.855	16.093	1:10.491	8	23.523	31.469	16.293	1:11.285
6	23.488	30.807	16.036	1:10.331	9	23.583	31.660	3:03.379	3:58.622
7	25.135	32.136	16.358	1:13.629	10	40.867	37.220	17.528	1:35.615
8	24.355	32.510	5:09.861	6:06.726	11	24.145	32.372	17.305	1:13.822
9	42.814	33.395	17.250	1:33.459	12	23.836	31.583	16.378	1:11.797
10	23.652	31.784	16.349	1:11.785	13	23.804	31.456	16.249	1:11.509
11	23.493	31.084	16.065	1:10.642	14	<u>23.410</u>	<u>31.201</u>	16.246	<u>1:10.857</u>
12	<u>23.440</u>	<u>30.569</u>	<u>15.927</u>	<u>1:09.936</u>	15	23.867	31.220	16.610	1:11.697
13	25.828	34.630	3:39.924	4:40.382	16	23.746	31.313	16.254	1:11.313
14	36.264	32.525	16.317	1:25.106	17	23.717	31.289	16.227	1:11.233
					18	23.535	31.386	16.277	1:11.198
					19	23.467	2:15.509		2:38.976


Chief Time Keeper - Scott Laing

Clerk of Course - Tom Williams



Computime Race Timing Systems Pty Ltd © 1996
Licensed to Computime Race Timing Systems
www.computime.com.au

COMPUTIME RACE TIMING SYSTEMS PTY LTD
9 Timber Lane, Glen Waverley, Vic 3150. Ph : 0418 17 13 17
E-mail : scott@computime.com.au





2013



Round 3 : Queensland Raceway : June 14 - 16

SUPERBIKE Qualifying 1

Date: 15/06/13
Event: Q05
Weather: Partly cloudy - Temp: 18.1C
Track: Dry - Temp: 24.8C

Started at: 10:40:20
Laps: 30 Min
Starters: 16
Printed at: 11:14

PROVISIONAL SPLIT TIMES


Lap	Split 1	Split 2	Split 3	Lap Time	Lap	Split 1	Split 2	Split 3	Lap Time
15	23.541	31.475	16.160	1:11.176	20	27.687	34.861	17.066	1:19.614
16	24.145	32.892	16.128	1:13.165					
17	23.583	31.042	16.103	1:10.728					
26 Sean CONDON (NSW) (9th)					77 Adam SENIOR (WA) (13th)				
1	39.998	34.621	17.242	1:31.861	1	37.646	32.839	16.838	1:27.323
2	24.360	32.079	16.645	1:13.084	2	24.131	31.678	16.683	1:12.492
3	23.842	31.381	16.407	1:11.630	3	24.985	34.268	1:29.317	2:28.570
4	23.673	31.328	16.403	1:11.404	4	39.343	32.736	16.530	1:28.609
5	23.827	31.176	16.349	1:11.352	5	24.031	31.201	16.394	1:11.626
6	23.699	30.976	16.322	1:10.997	6	23.921	31.465	16.490	1:11.876
7	23.620	31.130	16.467	1:11.217	7	24.036	31.210	16.478	1:11.724
8	23.738	30.946	16.097	1:10.781	8	23.805	31.272	16.513	1:11.590
9	23.919	31.001	16.350	1:11.270	9	26.502	38.675	1:51.809	2:56.986
10	23.616	31.236	16.192	1:11.044	10	37.690	32.099	16.589	1:26.378
11	28.163	34.424	2:18.985	3:21.572	11	24.175	31.081	16.427	1:11.683
12	39.228	32.617	16.599	1:28.444	12	23.872	31.117	16.395	1:11.384
13	23.992	31.325	16.262	1:11.579	13	23.908	31.377	16.392	1:11.677
14	23.609	30.968	16.266	1:10.843	14	23.876	31.268	16.517	1:11.661
15	23.774	31.257	16.198	1:11.229	15	27.191	36.960	3:13.845	4:17.996
16	23.896	31.494	16.267	1:11.657	16	45.037	35.126	16.784	1:36.947
17	23.643	31.138	16.380	1:11.161	17	24.019	31.318	16.922	1:12.259
18	23.608	31.648	16.217	1:11.473	18	23.936	31.467	16.776	1:12.179
19	24.021	31.103	16.452	1:11.576	86 Beau BEATON (NSW) (8th)				
27 Jamie STAUFFER (NSW) (5th)					1	37.371	34.330	16.664	1:28.365
1	39.171	33.695	16.754	1:29.620	2	24.017	31.193	16.048	1:11.258
2	23.909	31.365	16.282	1:11.556	3	23.758	31.002	15.942	1:10.702
3	23.372	30.878	16.217	1:10.467	4	23.801	30.873	16.160	1:10.834
4	24.879	33.432	8:32.242	9:30.553	5	23.882	30.987	16.097	1:10.966
5	37.763	31.666	16.175	1:25.604	6	23.921	30.870	16.199	1:10.990
6	23.288	30.825	15.983	1:10.096	7	25.995	34.385	2:05.430	3:05.810
7	23.210	30.648	16.028	1:09.886	8	41.655	31.490	16.278	1:29.423
8	23.209	30.625	15.902	1:09.736	9	23.805	30.863	16.051	1:10.719
9	26.026	37.754	1:54.986	2:58.766	10	23.543	31.204	15.987	1:10.734
10	36.601	35.127	16.982	1:28.710	11	23.562	30.815	16.101	1:10.478
11	23.391	30.598	16.003	1:09.992	12	24.853	34.138	1:26.938	2:25.929
12	23.295	30.492	15.933	1:09.720	13	41.417	34.270	16.555	1:32.242
34 Josh HOOK (NSW) (2nd)					14	24.014	30.957	16.169	1:11.140
1	37.572	33.120	16.725	1:27.417	15	23.659	30.992	16.130	1:10.781
					16	23.681	30.766	16.383	1:10.830
					17	26.901	34.887	1:56.901	2:58.689
					18	40.361	31.477	16.161	1:27.999

Scott Laing
Chief Time Keeper - Scott Laing

Tom Williams
Clerk of Course - Tom Williams



Computime Race Timing Systems Pty Ltd © 1996
Licensed to Computime Race Timing Systems
www.computime.com.au
COMPUTIME RACE TIMING SYSTEMS PTY LTD
9 Timber Lane, Glen Waverley, Vic 3150. Ph : 0418 17 13 17
E-mail : scott@computime.com.au





2013



Round 3 : Queensland Raceway : June 14 - 16

SUPERBIKE Qualifying 1

Date: 15/06/13
Event: Q05
Weather: Partly cloudy - Temp: 18.1C
Track: Dry - Temp: 24.8C

Started at: 10:40:20
Laps: 30 Min
Starters: 16
Printed at: 11:14

PROVISIONAL SPLIT TIMES

Lap	Split 1	Split 2	Split 3	Lap Time	Lap	Split 1	Split 2	Split 3	Lap Time
2	24.192	31.668	16.061	1:11.921	19	23.632	30.975	16.010	1:10.617
3	23.534	30.811	15.926	1:10.271	20	23.613	<u>30.743</u>	16.093	<u>1:10.449</u>
4	23.294	30.678	16.077	1:10.049	21	23.712	30.896	16.088	1:10.696
5	24.908	35.449	20.635	1:20.992					
6	23.255	31.682	15.916	1:10.853					
7	23.321	30.424	15.839	1:09.584	96 Chris McMILLAN (QLD) (16th)				
8	23.198	30.605	2:00.051	2:53.854	1	38.376	34.811	17.886	1:31.073
9	36.002	30.529	15.837	1:22.368	2	26.309	33.881	18.025	1:18.215
10	23.661	37.985	25.045	1:26.691	3	26.384	34.788	17.886	1:19.058
11	23.423	30.539	3:41.198	4:35.160	4	25.566	34.609	1:28.255	2:28.430
12	42.249	42.185	17.019	1:41.453	5	36.482	34.607	17.992	1:29.081
13	29.448	37.369	16.699	1:23.516	6	25.670	33.896	17.777	1:17.343
14	23.370	30.592	15.908	1:09.870	7	25.644	<u>33.628</u>	<u>17.619</u>	<u>1:16.891</u>
15	23.189	43.177	17.573	1:23.939	8	25.840	34.487	17.937	1:18.264
16	23.443	30.742	16.116	1:10.301	9	<u>25.223</u>	34.064	17.761	1:17.048
17	23.478	31.191	1:18.132	2:12.801	10	25.881	34.002	17.960	1:17.843
18	36.371	30.960	16.054	1:23.385	11	25.644	34.442	1:34.957	2:35.043
19	<u>23.127</u>	<u>30.322</u>	<u>15.752</u>	<u>1:09.201</u>	12	38.665	35.752	18.261	1:32.678
					13	25.824	34.055	18.026	1:17.905
					14	25.754	34.608	17.794	1:18.156
					15	25.750	33.809	17.827	1:17.386
					16	25.702	34.211	17.812	1:17.725
					17	25.838	34.024	18.145	1:18.007
					18	25.666	34.890	18.236	1:18.792

*** ALL RIDERS QUALIFY / TOP 13 RIDERS PROGRESS TO SUPERPOLE ***

The results are provisional until the end of the time limit for protests and appeals.


Scott Laing
Chief Time Keeper - Scott Laing

Tom Williams
Clerk of Course - Tom Williams



Computime Race Timing Systems Pty Ltd © 1996
Licensed to Computime Race Timing Systems
www.computime.com.au

COMPUTIME RACE TIMING SYSTEMS PTY LTD
9 Timber Lane, Glen Waverley, Vic 3150. Ph : 0418 17 13 17
E-mail : scott@computime.com.au





2013



Round 3 : Queensland Raceway : June 14 - 16

SUPERBIKE Qualifying 1

Date: 15/06/13
Event: Q05
Weather: Partly cloudy - Temp: 18.1C
Track: Dry - Temp: 24.8C

Started at: 10:40:20
Laps: 30 Min
Starters: 16
Printed at: 11:14

PROVISIONAL FASTEST LAPS SEQUENCE

Race Time	No	Name	Machine	Fastest Lap	On Lap
1:31.017	34	Josh HOOK (NSW)	Honda CBR RR	1:27.417	1
1:31.283	77	Adam SENIOR (WA)	Honda CBR RR	1:27.323	1
2:42.938	34	Josh HOOK (NSW)	Honda CBR RR	1:11.921	2
2:50.477	86	Beau BEATON (NSW)	Suzuki GSX-R	1:11.258	2
3:53.209	34	Josh HOOK (NSW)	Honda CBR RR	1:10.271	3
5:03.258	34	Josh HOOK (NSW)	Honda CBR RR	1:10.049	4
5:13.266	6	Robert BUGDEN (QLD)	Suzuki GSX-R	1:09.866	4
8:06.536	47	Wayne MAXWELL (VIC)	Suzuki GSX-R	1:09.524	6
8:46.697	6	Robert BUGDEN (QLD)	Suzuki GSX-R	1:09.315	7
12:55.904	14	Glenn ALLERTON (NSW)	BMW HP4	1:09.055	3
14:04.593	14	Glenn ALLERTON (NSW)	BMW HP4	1:08.689	4

*** ALL RIDERS QUALIFY / TOP 13 RIDERS PROGRESS TO SUPERPOLE ***

The results are provisional until the end of the time limit for protests and appeals.


Chief Time Keeper - Scott Laing

Clerk of Course - Tom Williams



Computime Race Timing Systems Pty Ltd © 1996
Licensed to Computime Race Timing Systems
www.computime.com.au

COMPUTIME RACE TIMING SYSTEMS PTY LTD
9 Timber Lane, Glen Waverley, Vic 3150. Ph : 0418 17 13 17
E-mail : scott@computime.com.au





2013



Round 3 : Queensland Raceway : June 14 - 16

SUPERBIKE Qualifying 1

Date: 15/06/13
Event: Q05
Weather: Partly cloudy - Temp: 18.1C
Track: Dry - Temp: 24.8C

Started at: 10:40:20
Laps: 30 Min
Starters: 16
Printed at: 11:14

PROVISIONAL BEST PARTIAL TIMES

Pos	Name	Split 1		Split 2		Split 3		LAP	Ideal	Fastest
		Time	Name	Time	Name	Time	Name			
1	G. ALLERTON	22.878	G. ALLERTON	30.198	G. ALLERTON	15.613	G. ALLERTON	1:08.689	1:08.689	
2	R. BUGDEN	22.942	W. MAXWELL	30.317	J. HOOK	15.752	R. BUGDEN	1:09.195	1:09.315	
3	W. MAXWELL	23.080	J. HOOK	30.322	W. MAXWELL	15.843	J. HOOK	1:09.201	1:09.201	
4	J. HOOK	23.127	R. BUGDEN	30.355	R. BUGDEN	15.898	W. MAXWELL	1:09.240	1:09.360	
5	J. STAUFFER	23.209	L. MAGEE	30.419	J. STAUFFER	15.902	J. STAUFFER	1:09.603	1:09.720	
6	L. MAGEE	23.242	J. STAUFFER	30.492	C. HERN	15.927	L. MAGEE	1:09.634	1:09.815	
7	G. SCOTT	23.410	C. HERN	30.569	B. BEATON	15.942	C. HERN	1:09.936	1:09.936	
8	B. HENRY	23.424	B. BEATON	30.743	L. MAGEE	15.973	B. BEATON	1:10.228	1:10.449	
9	C. HERN	23.440	S. CONDON	30.946	S. CONDON	16.097	S. CONDON	1:10.651	1:10.781	
10	B. BEATON	23.543	B. HENRY	30.954	B. CARR	16.192	B. HENRY	1:10.722	1:10.904	
11	S. CONDON	23.608	A. SENIOR	31.081	G. SCOTT	16.206	G. SCOTT	1:10.817	1:10.857	
12	S. FROST	23.673	P. LOVETT	31.157	P. LOVETT	16.310	S. FROST	1:11.260	1:11.374	
13	A. SENIOR	23.805	G. SCOTT	31.201	B. HENRY	16.344	A. SENIOR	1:11.278	1:11.384	
14	P. LOVETT	23.818	S. FROST	31.222	S. FROST	16.365	P. LOVETT	1:11.285	1:11.397	
15	B. CARR	23.883	B. CARR	31.320	A. SENIOR	16.392	B. CARR	1:11.395	1:11.716	
16	C. McMILLAN	25.223	C. McMILLAN	33.628	C. McMILLAN	17.619	C. McMILLAN	1:16.470	1:16.891	

*** ALL RIDERS QUALIFY / TOP 13 RIDERS PROGRESS TO SUPERPOLE ***

The results are provisional until the end of the time limit for protests and appeals.

Chief Time Keeper - Scott Laing

Clerk of Course - Tom Williams



Computime Race Timing Systems Pty Ltd © 1996
Licensed to Computime Race Timing Systems

www.computime.com.au

COMPUTIME RACE TIMING SYSTEMS PTY LTD

9 Timber Lane, Glen Waverley, Vic 3150. Ph : 0418 17 13 17

E-mail : scott@computime.com.au

